

FEDERATION CYNOLOGIQUE INTERNATIONALE (AISBL)

Place Albert 1^{er}, 13 – B – 6530 Thuin, tel : +32.71.59.12.38, Internet ; <http://www.fci.be>

AGILITY REGULATIONS OF THE FEDERATION CYNOLOGIQUE INTERNATIONALE



January 1 2018

Contents

A. FCI REGULATIONS	3
A.1 Introduction	3
A.2 Categories	3
A.3 Courses	3
A.3.1 General	3
A.3.2 FCI Course design	4
A.3.3 FCI Trials	4
A.4 FCI obstacles	5
A.5 Judging	9
A.5.1 Faults	9
A.5.2 Marking on specific obstacles	9
A.5.3 Elimination	10
A.5.4 Force majeure	11
A.6 Qualification / certificate	11
A.7 Results	12
A.8 Organising an FCI international competition	12
A.9 Eligibility to enter trials	13
A.10 Trials / classes & categories	13
A.10.1 International agility trials sanctioned by the FCI	13
A.10.2 National agility trials sanctioned by the FCI-NCO	14
B. FCI AGILITY WORLD CHAMPIONSHIP	15
B.1 Organisation	15
B.2 Trials	15
B.3 Applications	16
B.4 Ring equipment	17
B.5 Veterinary control	17
B.6 Record book or license	17
B.7 Judges	17
B.8 Specifications	17

A. FCI REGULATIONS

FCI National Canine Organisations (NCO) are invited to promote the **FCI** AGILITY ideal and the regulations defined by the FCI.

The main purpose of the FCI agility regulations is to set a standard for **FCI** international competitions and to serve as a basis for **FCI** international judging guidelines and equipment standards. **FCI** NCOs should use them as a basis for developing their own regulations, differing only to accommodate local needs.

FCI agility regulations and guidelines must be applied in FCI events and international events.

A.1 Introduction

FCI Agility is a dog competition open to all **healthy and physically fit** dogs.

The aim of agility is for dogs to negotiate different obstacles in a set order and within a set time. It is an educational and sporting activity intended to assess and enhance the dog's intelligence, and to improve its integration into society.

It requires a good rapport between dog and handler, leading to a perfect mutual understanding. Competitors must therefore be familiar with elementary training and basic obedience.

A.2 Categories

In **FCI** international competitions, three categories exist:

- S (Small) : for dogs measuring less than 35 cm at the withers
- M (Medium) : for dogs measuring 35 cm or more and less than 43 cm at the withers
- L (Large) : for dogs measuring 43 cm or more at the withers

Note: Dogs can only enter one category. It is recommended that the height of the dogs competing in 'S' and 'M' be registered in the record book. An **FCI NCO**-approved agility judge who signs the entry in the record book can measure the dogs.

A.3 Courses

An **FCI** agility course is built using as many types of obstacles as possible. The dog must negotiate the obstacles in the correct order and complete the course within a predetermined time. The way in which obstacles are placed determines the degree of difficulty of the course and the speed that can be achieved. **Each FCI course should require a balance of skill and speed.**

A.3.1 General

- The ring in which an **FCI** agility course is built must measure at least 20m x 40 m. The area containing the ring must measure at least 24m x 40 m. When two rings are used, it is advisable to have a closed partition between them or to separate them by a distance of at least 10 m.
- The actual length of the course must be between 100 m and **220m** and, depending on the class, require dogs to traverse at least 15 obstacles but no more than 22. No less than 7 of the obstacles must be jumps. A standard competition set must contain at least 14 hurdles.
- The minimum distance **on the dog's path** between consecutive obstacles is 5 m. (4 m. in Small). The maximum **straight-line distance** between consecutive obstacles is 7 m. **Both distances should be measured from the nominal point that the dog leaves the obstacle to the nominal point that the dog arrives at the next obstacle. For hurdles, these are the centres of the bars. For a tunnel, zone, slalom, etc., it is the nominal entry/exit points of those obstacles.**

- The handler must be able to pass each obstacle on either side; **there must be a minimum of 1 m between each obstacle (with the exception of a tunnel under the A-frame or the dog-walk).**
- Weave poles, tyre, **wall and flat tunnel** can be negotiated only once in the course.
- The **flat tunnel**, spread hurdle, tyre and long jump must always be placed to allow a straight approach from the previous obstacle. **The exit path from the flat tunnel towards the next obstacle must also be straight.**
- Spread hurdles must not be used in **FCI** Agility/Jumping 1.
- The first obstacle must be a single hurdle. The last obstacle must be a single hurdle or a spread hurdle.

A.3.2 **FCI** Course design

The design of the course is left entirely to the judge's imagination, but the natural handling side must change at least twice.

A well-designed course allows the dog to go round easily and smoothly. The aim is to get the correct balance between the control over the dog (avoiding faults on the obstacles) and the speed with which the course may be negotiated.

From the position of the numbers, it must be clear from which side of the obstacle it has to be negotiated (with the exception of a U-shaped tunnel where the number can be placed in the middle to indicate that either side can be taken).

Before the start of a competition, the judge should inspect the obstacles put at his disposal and when he has checked that they meet the **FCI** standards, he hands over his course design to the organising committee who then set up the course. The judge checks the course and has the length measured precisely.

Courses must be built using obstacles approved by the FCI. When building the course, the judge uses these obstacles at his discretion. **The following obstacles should be at the judge's disposal:**

14 hurdles with poles, 1 tyre, 1 wall or viaduct, 1 dog-walk, 1 A-frame, 1 see-saw, weave poles, 1 long jump, 3 tube tunnels and 1 flat tunnel. Electronic contact zones can be used.

An **FCI** Agility course must have three **different** contact obstacles (**except force majeure**): a maximum of four contact obstacles may be used in an **FCI** Agility 2 or Agility 3 course (at the judge's discretion).

The difference between **FCI** Agility 1, Agility 2 and Agility 3 should be:

- the length of the course and its degree of difficulty;
- the speed chosen to determine the SCT.

A.3.3 **FCI** Trials

No practise is allowed on the course but competitors are allowed to walk the course without their dogs before the trial begins.

Before starting the trial the judge **can** brief the handlers, explaining to them the nature of the competition, the standard course time, the maximum course time, the way the trial will be marked, and reminding them of the rules.

a) Determining the Standard Course Time (SCT)

In trials at **FCI international agility competitions (including AWC, EO, JO AWC, C.A.C.I.AG)**, the SCT is determined by time of the fastest dog with the fewest course faults + 15% and rounded up to the nearest second.

In trials at **national competitions** the SCT (in seconds) **can** be determined by dividing the length of the course (in meters) by a chosen speed (in m/s). The speed chosen depends on the standard of the competition, the degree of difficulty of the course and the surface the dog has to run on.

Example: A course is 160 m long and the chosen speed 4.0 m/s. The SCT is thus 40 seconds ($160 \div 4.0$).

b) Determining the Maximum Course Time (MCT)

The MCT is determined by dividing the length of the course by 2.0 m/s in agility, 2.5 m/s in jumping.

c) Trial procedure

The handler **cannot start the dog before the judge has signalled that he is ready**. If the dog is still on the lead then the dog's lead and collar are taken off. For safety reasons, dogs must never wear these during a trial. The handler is not allowed to have anything in his hands during a trial.

The handler is allowed to position himself anywhere on the course. The time will start as soon as the dog crosses the start line.

A variety of commands and signals are allowed during the run.

The handler must ensure that the dog traverses the obstacles in the correct order without touching the dog or the obstacles. The handler must not negotiate the obstacles himself or go under or over them.

The run is finished and the time stopped when the dog crosses the finish line **by negotiating the last obstacle in the correct direction**.

The handler puts the dog back on the lead and leaves the ring.

Handler and dog are under the judge's supervision from the moment they enter the ring until both of them have left the ring.

A.4 FCI obstacles

The obstacles approved by the FCI are:

Jumps

- Hurdles
- Viaduct or Wall
- Tyre
- Long Jump

Contacts

- Dog-walk
- See saw
- A-frame

Others


- Flat Tunnel
- Tube Tunnel
- Weave Poles

Obstacles may under no circumstances be unsafe for the dogs. They must comply with the following specifications and be in accordance with the enclosed drawings.

The colours of the contact zones may not be white, black or brown. **Electronic contact zones may be used as additional information for the judge only.**

Hurdles:

- a) Single hurdle Height: L: 55 to **60**cm-M: 35 to **40**cm-S: 25 to **30**cm
Width: minimum 120 cm - maximum **130 cm**
Hurdles **are** set up with **one** pole made from wood or safe synthetic materials; metal is not allowed. The poles have a diameter of 3 to 5 cm and must have contrasting colours in at least 3 segments.
Wing width: minimum 40 cm – maximum 60 cm.
The inner upright of the wing must be at least 1 m high.
The start of the taper to the outside upright of the wing must be at least 75 cm high. The hurdle wings must not be connected or fixed to each other.
Rectangular or triangular shaped wings are not allowed – neither are filled wings.
Dogs must not be able to go under or through any part of the wing.
No part (pole holders or cups), removable or permanent, may protrude from the inner upright of the wing.
- b) Spread hurdle Two single hurdles (as above) can be placed together to form a spread hurdle. The poles are placed in ascending order with a difference in height of 15 to 25 cm. **The length of the pole on the back hurdle must be 10 to 20 cm longer than the pole on the front hurdle.**
Height: L: 55 to **60**cm - M: 35 to **40**cm - S: 25 to **30**cm
The total depth must not exceed: L: **50**cm - M: 40 cm - S: 30 cm
No part (pole holders or cups), removable or permanent, may protrude from the inner upright of the wing.

Wall: Height: L: 55 to **60**cm-M: 35 to **40** cm-S: 25 to **30**cm
Width: minimum 120 cm - maximum **130 cm**
Depth: approximately 20 cm at the bottom and at least 10 cm at the top.
The **wall** can have 1 or 2 tunnel shaped openings **and must consist of separate elements – telescopic walls are not allowed.** It must have **3 to 5** displaceable units at the top. **The bottom or the sides of the displaceable units must be closed.**
The shape of the units: 
The pillars must be **100 to 120 cm** high and must not be connected to the wall elements.
Width and depth of the pillars: minimum 20 cm - maximum 40 cm. **If the pillars are round, their diameter must be 30 to 40 cm**

Tyre: Aperture diameter: 45 cm to 60 cm
Height of aperture centre from the ground: L: 80 cm – M and S: 55 cm
Width of the tyre/hoop: minimum 8 cm – maximum 18 cm
The bottom half of the tyre must be closed or filled for safety reasons.

- a) Framed tyre The tyre must be adjustable in height (chains or rope), fixed or rigid attachments are not allowed.
The tyre must be able to break away into 2 to 4 parts when a force equivalent to a weight of 8 kg is exerted on it.
The base of this obstacle must be approximately 1.5 x the height measured from the floor to the top edge of the tyre, in category Large.
The width of the frame must not exceed 150 cm. The distance between the inside of the frame upright and the outside edge of the tyre must be at least 15 cm.
Framed tyres should be phased out over the next five years, in favour of the safer, frameless tyres.

- b) **Frameless tyre** The tyre must have a consistent shape, constructed using an impact absorbing material. The tyre is fixed into position (height) by two uprights on either side of the tyre. The construction must provide sufficient stability to ensure that the obstacle is not tipped over too easily. The uprights must not protrude above the top of the tyre. There should be no beam across the top.
Breakaway frameless tyres may also be used.

Long jump: Two to four units comprise a long jump. The overall length is:

L: 120 to 150 cm (**4 units**)

M: 70 to 90 cm (**3 units**)

S: 40 to 50 cm (2 units)

Width of the jump: 120 cm **at the front, possibly 150 cm at the back.**

The units are placed in order of ascending heights. Height of the lowest unit: 15 cm.

Height of the highest unit: 28 cm. Depth of each unit: 15 cm. **The angle of inclination of the units must be such that the front edge of each unit is no higher than the back edge of the previous unit.**

All the planks (but not necessarily the feet) of the long jump must be made of wood or safe synthetic material (metal not allowed).

Corner poles, **height 120 to 130 cm– diameter 3-5 cm.**, must be placed at all four corners (not fixed to any of the units). The top of these poles should be covered to protect dog and handler if necessary. The marker poles are not considered to be part of the obstacle; they are only a judging aid.

Dog-walk: Height: minimum 120 cm– maximum 130 cm

Plank and ramp length: minimum 360 cm – maximum 380 cm

Plank and ramp width: 30 cm

Contact areas: The last 90 cm from the bottom of each ramp must have a different colour (on the sides as well).

The surface of the obstacle must be non-slip. Each ramp must have anti-slip slats at regular intervals (about every 25 cm) to avoid slipping and making the climb easier, but not within 10 cm of the start of a contact area. These slats must be 2 cm wide and 0.5 to 1 cm thick and must not have sharp edges.

The bottom of the contact zone must be filled (no gaps) and not flattened too much (no sharp edges).

The legs of the dog-walk must not protrude above the top of the obstacle. The legs and other supporting structures must not prevent the tunnel from being placed safely under the dog-walk.

See-saw: Height: 60 cm measured from the ground to the top of the plank at the central pivot point. The pivot point of the see-saw must not be more than 10 cm beneath the top of the plank.

Plank length: minimum 360 cm – maximum 380 cm

Plank width: 30 cm

Contact areas: same as the dog walk.

The ends of the plank must not be dangerous to dog or handler. The bottom of the contact zone must be filled (no gaps) and not flattened too much (no sharp edges).

The obstacle must be stable and the surface must be non-slip. However, anti-slip slats are not allowed. The see-saw must be properly balanced (must not tip too fast or too slow) and allow small dogs to tip it without problems.

Check: The see-saw must tip between 2 and 3 seconds when a weight of 1 kg is placed in the centre of the down contact area of the obstacle. If this is not the case then adjustments must be made.

- A-frame: Height: The apex of the two ramps must be 170 cm from the ground for all dogs.
Ramp length: minimum 265 cm – maximum 275 cm
Ramp width: 90 cm minimum, which may be increased at the bottom to 115 cm
Contact areas: The last 106 cm from the bottom of each ramp must have a different colour (on the sides as well).
The surface of the obstacle must be non-slip. Each ramp must have ant-slip slats at regular intervals (about every 25 cm) to avoid slipping and making the climb easier, but not within 10 cm of the start of a contact area. These slats must be 2 cm wide and 0.5 to 1 cm thick and must not have sharp edges.
The bottom of the contact zone must be filled (no gaps) and not flattened too much (no sharp edges).
The top of the A-frame **must** not present any danger to the dogs and must be covered if necessary.
The supporting structures must not prevent the tunnel from being placed safely under the A-frame.
- Flat tunnel: It must have an entrance of rigid **or semi-rigid** construction with a depth of 90 cm. The entrance has a height of 60 cm and a width of 60 to 65 cm– **the bottom is flat.** The surface of the entrance floor must be non-slip **and non-abrasive.** The entrance to the tunnel must be secured to prevent movement. The leading edge of the entrance must be covered with protective material. The exit is made of supple material and is **180 to 220 cm** in length. It has a diameter of 60 to 65 cm.
The exit must not be pegged down.
- Tube tunnel: Diameter: 60 cm - Length: 300 to 600cm
The tunnel has to be flexible and it is recommended that it should be made from a uniformly surfaced material in a light colour.
Tube tunnels must always be pulled out to their full length.
When securing the tunnel, the strapping or webbing must follow the contours of the tunnel and not cause it to become misshaped or its diameter to be reduced.
- Weave poles: Number of poles: 12
The poles are rigid and have a diameter of 3 to 5 cm. The height of the poles is 100 to 120 cm and they are placed 60 cm apart (measured between poles).
The poles must be made of wood or safe synthetic materials; metal is not allowed.
The frame must be no thicker than 0.8 cm **in total (frame plus side supports)** and no wider than 8 cm. **The brackets/cups that hold the weave poles in place must be solidly fixed to the frame and not higher than 10 cm.** The side supports of the frame must not be in the way of the dog when it is weaving normally.
- Start–Finish: **If timing equipment is used, it must be placed as close as possible to the first and last obstacles; it defines the start and finish lines. If not, the first and last obstacles define the start and finish lines.**
If a dog runs by the first obstacle then it is faulted with a refusal and the manual time starts as the dog passes the start line **(this is the line of the first hurdle extending out to the limits of the ring on both sides).**
There should be enough room (at least 6 m.) for the dog at the start and at the finish.

A.5 Judging

No competitor shall impugn the decision of the judge whose decisions are final.

Faults are incurred for:

- failure to negotiate the course correctly;
- failure to complete the course within the SCT.

A.5.1 Faults

a) Exceeding the SCT:

The number of time faults is equal to the amount by which the course time exceeds the SCT. The course time must be measured with a precision of 0.01 seconds.

b) Faults on the course:

All faults are in units of five (5 faults).

A handler who gains an advantage by touching his dog or an obstacle will be faulted: 5 faults each time it occurs.

The following faults are relevant to the obstacle that the dog is supposed to negotiate:

b.1) Knockdowns:

When negotiating an obstacle, it is a fault each time any part of the obstacle (**pole, wing, tile...**) is knocked down (5 faults). **Note that if an obstacle has to be re-negotiated later on in the course, then it must be rebuilt in time by the helpers(no elimination).**

b.2) Refusals:

The following are faulted with a refusal (5 faults): a dog that stops in front of an obstacle; a dog that stops on the course; **a dog that turns away from** or runs by an obstacle, jumps between the tyre and the frame, **or goes under the pole of a jump**; a dog that puts its head or a paw in a tunnel and comes back out again; a dog that **jumps over a tunnel or hurdle wing**; **a dog that takes the long jump from the side**; **a dog that runs under or jumps over a contact obstacle.**

A dog can only be faulted with a refusal (for stopping in front of an obstacle, turning away from an obstacle or running by an obstacle) when it is on the side of the obstacle from which it should be negotiated.

b.3) Contact area:

On the dog-walk, see-saw and A-frame, the dog must touch both the up and down contacts with at least one paw or part of a paw. Failure to do so: 5 faults each time it occurs. **The dog is considered to have left the obstacle when all four paws are on the ground.**

Refusals must be corrected; failure to do so results in elimination.

Other faults: knockdowns or missing a contact point - the dog is penalised but it continues its run.

A.5.2 Marking on specific obstacles

Each attempt to negotiate an obstacle must be judged.

a) Spread hurdle

Judged in the same way as single hurdles.

b) Breakaway tyre

If the tyre breaks away when the dog refuses it: elimination

If the tyre breaks away when the dog goes through it: 5 faults

c) Long jump

Running past, jumping in from or out to the side, and not traversing the complete obstacle is penalised with a refusal (5 faults).

Knocking down one of the units is penalised with a fault (5 faults). **No other contacts are faulted.**

The dog or handler is not faulted when they touch or knock down one of the marker poles of the long jump, even when this causes one of the units to fall down.

d) Dog-walk

The dog that alights from the obstacle before touching the descending ramp with four paws is penalised with a refusal (5 faults)

e) See-saw

The dog that jumps off the obstacle before passing the pivot point **with four paws** is penalised with a refusal (5 faults). The see-saw must touch the ground before the dog alights from the obstacle, otherwise it is penalised with a fault (5 faults).

f) A-frame

The dog that alights from the obstacle before touching the descending ramp with four paws is penalised with a refusal (5 faults).

The dog that has passed the top of the A-frame and touches the ground before having touched the descending ramp is eliminated.

g) Tunnels

When approaching the obstacle from the side, any incorrect attempt to negotiate the tunnel (e.g., jumping over it) is penalised with a refusal (5 faults).

h) Weave poles

The first pole must be on the left of the dog, the second on the right and so on.

Each incorrect entry is penalised with a refusal, **even when the dog approaches from the side** (5 faults). For further errors the dog is only penalised once, with a fault (5 faults). Every mistake must be corrected immediately or the dog can be taken back to the beginning. Back-weaving (more than 2 gates) results in elimination.

The obstacle must be completed correctly **before negotiating the next obstacle**; failure to do so results in elimination on the next obstacle.

A.5.3 Elimination

- Unseemly behaviour towards the judge.
- Harsh handling of the dog.
- Exceeding the Maximum Course Time.
- Three refusals.

- Taking or touching obstacles out of sequence (**including going under or over an obstacle; however, going under the A-frame or the dog walk is allowed in the case of a refusal of a tunnel placed under the obstacle**).
- Taking an obstacle in the wrong direction.
- **If the dog knocks down/destroys an obstacle, before it negotiates it, such that it can no longer do so correctly.**
- **If the handler knocks down/destroys an obstacle.**
- Handler negotiates an obstacle himself or goes over it or under it.
- Handler holds something in his hand.
- Replacing the dog at the start after it has crossed the start line (unless instructed by the judge).
- Dog wearing a collar.
- The handler retires (unless instructed by the judge).
- Dog fouls or leaves the ring or is no longer under control.
- Dog snapping constantly at the handler.
- Starting the run before the judge's signal.

Elimination means that the dog is disqualified. The handler and dog must leave the ring as quickly as possible, unless the judge decides otherwise. Elimination must be indicated clearly (whistle, etc.) by the judge.

The judge must deal with all unexpected circumstances and must be consistent at all times.

A.5.4 Force majeure

Under circumstances beyond the handler's control – e.g., poles blown down, twisted cloth of the flat tunnel – the judge can stop the handler and when the obstacle has been rebuilt, the judge will restart the dog from the beginning.

All faults incurred before the dog was stopped still apply. Up to that point, no other faults are given. However, the handler still has to negotiate the course to the best of his ability. Additional faults are incurred only after the point at which the handler was stopped.

A.6 Qualification / certificate

In **FCI** agility trials, the following 'qualifications' are given:

- 0 To 5.99 total faults : EXCELLENT
- 6 to 15.99 total faults : VERY GOOD
- 16 to 25.99 total faults : GOOD
- more than 26 total faults : NO QUALIFICATION

'Total faults' means: all faults on obstacles plus all time faults.

The 'FCI AGILITY CERTIFICATE' is awarded to dogs having obtained the qualification 'Excellent' 3 times, with clear rounds, under two different **FCI recognised** judges in **FCI** Agility 1 trials.

A.7 Results

The following is taken into account to decide ranking:

1. Total faults (course + time faults)
2. **If the total faults are the same, the fastest dog is ranked first**

Example: with SCT = 60 seconds

Dog	Faults	Dogs time	Time faults	Total faults	Rank
7	5	58.71	0.00	5.00	2
12	0	65.00	5.00	5.00	3
18	5	57.25	0.00	5.00	1
4	0	68.32	8.32	8.32	4
15	10	59.17	0.00	10.00	5
2	5	65.00	5.00	10.00	6

A.8 Organising an FCI international competition

Clubs wanting to organise an **FCI** international agility competition must:

1. Have a ring of minimum 20 x 40 m

The surface must not present a danger to the dogs or handlers (no broken glass, nails, potholes, etc.)

2. Appoint a judge approved by the **national** canine organisation and the FCI to officiate.

3. Provide a number of stewards necessary to run a competition smoothly, which includes:

- A scribe who notes the faults signalled by the judge, so the judge need not take his eyes off the dog.
- Two timekeepers in charge of timing the dogs (1 official + 1 back up).
- Two equipment stewards in charge of rebuilding obstacles and straightening the flat tunnel after each passage.
- Two secretaries (minimum) in charge of the scoreboard, filling in the record books and sorting out the places.
- A ring steward to show competitors in and out of the ring.
- A team (6 people) available to build the course according to the judge's instructions.

4. **Obstacles, and the precision and positioning of any electronic timing, must conform with these FCI agility regulations.**

A.9 Eligibility to enter trials

Eligible to enter:

- a) International agility trials sanctioned by the FCI, which award the FCI Agility Certificate and **FCI-C.A.C.I.AG**.

Dogs of all breeds over 18 months and in possession of a pedigree (studbook/appendix) recognised by the FCI. They must be tattooed or chipped and their owners/handlers must be members of a club belonging to a national canine organisation affiliated to the FCI.

Competitors must have a **valid** record book or a license issued by their NCO in which competition results are recorded.

Bitches in heat are permitted to compete in **FCI** international competitions.

FCI-C.A.C.I.AG is awarded only in FCI international competitions.

- b) National agility trials

All dogs over 18 months with or without pedigree; must be tattooed or chipped; and owners/handlers must be members of a club belonging to **an** NCO affiliated to the FCI. Competing dogs must have a **valid** record book or license issued by their NCO in which competition results are recorded.

Ineligible to enter:

- Pregnant bitches
- Dogs that are apparently ill, hurt **or physically unfit**.
- Doped dogs

Dogs coming from or going to a region infected with rabies must have a valid inoculation certificate against rabies.

Visiting handlers/dogs from other countries must show that they are a member of a club affiliated to an NCO recognised by the FCI and that they compete in official competitions in their own country.

Competing in a foreign country while the competitor has lost the right to compete in his own country, should lead to disciplinary action by his own FCI-NCO.

Competitors are expected to be on their best behaviour and properly dressed.

Harsh handling is severely condemned and results in immediate elimination. A complaint may also be lodged against the handler.

The organising club has the right to refuse any entry.

A.10 Trials / classes & categories

Two sorts of trials are organised:

- 1) **International** agility trials sanctioned by the FCI
- 2) **National** agility trials **sanctioned by the FCI-NCO**

A.10.1 International agility trials sanctioned by the FCI

Open only to FCI recognised pedigree (studbook/appendix) dogs over 18 months old and in possession of a **valid** record book or license issued by their **FCI-NCO**.

FCI-C.A.C.I.AG trials are held only for the highest agility level in each country.

There are two official classes:

- **FCI** Agility – including contact equipment.
- **FCI** Jumping – excluding contact equipment.

These classes are divided into three levels:

a) **FCI** Agility/Jumping 1

Open only to dogs that have not yet obtained their 'Agility Certificate'.

b) **FCI** Agility/Jumping 2

Open only to dogs that have obtained their 'Agility Certificate'.

c) **FCI** Agility/Jumping 3

Open only to dogs **that have achieved the national requirements to move up to level 3** – for example: were placed three times, with a clear round, in the top three of Agility 2 trials.

Relegation is possible, depending on the regulations of the **FCI-NCO**.

The rules apply to all categories - S, M and L—given that the obstacles meet the specifications defined for each category.

The results obtained in the official trials are recorded in **the dog's record book or in a data record associated with the dog's licence** and allow entry to National Championships, as well as the **FCI** World Championships in so far that the criteria set out by the **FCI-NCOs** are met.

A.10.2 **National** agility trials sanctioned by the **FCI-NCO**

Open to dogs over 18 months old, with or without pedigree and in possession of a valid record book or license issued by their FCI-NCO.

Left to the initiative of each country, these trials should hold the agility ideals high and ensure the safety of both dogs and handlers. **The FCI-NCO can apply the FCI agility rules or have separate national rules. If separate rules are set up, the FCI-NCO should try to follow the FCI rules as closely as possible.**

The national rules can determine the classes and categories, as well as the criteria by which dogs move up or down between levels and other possible national specificities.

B. FCI AGILITY WORLD CHAMPIONSHIP

B.1 Organisation

The **FCI** Agility World Championship is organised annually. The winners gain the title 'FCI Agility World Champion'.

Any **FCI**-NCO wanting to organise the 'FCI Agility World Championship' must apply five years in advance. Applications must be sent to the chairman of the FCI Agility Commission. As a rule, the date for the **FCI** World Championship is the first weekend of October. The FCI Agility Commission must approve any deviation from this date. Applications should include the following details:

- Name of the **FCI**-NCO including name and address of the official running the event
- Place where the event is planned ;
- Description and plan of the facilities and ring chosen for the event as well as the available courses ;
- Confirmation that everything will be carried out according to the Specifications for the **FCI** World Championships.

The **FCI** Agility World Championship is an event in which the top handlers of FCI members/contract partners and FCI cooperating partners (AKC, CKC and The Kennel Club) take part. The organising country should give this event the prestige befitting of the 'FCI World Championship'.

The host country provides all the necessary equipment. It is responsible for the reception of all invited competitors and officials.

To create a good atmosphere, which contributes to the success of the event, special consideration should be given to the use of a good commentator during the event.

The media (press, radio, TV etc.) should be contacted to ensure the necessary publicity in order to attract a large number of spectators and thereby promote **FCI** Agility and the pedigree dogs.

The organising **FCI**-NCO is solely responsible to the FCI for the practical organisation and it must take the appropriate measures to make sure that the event runs smoothly.

At least 6 months prior to the event, the organising **FCI**-NCO must invite other **FCI**-NCOs and the above named FCI-cooperating partners to participate. They all must be advised about the closing date and the maximum number of entries; they should also be requested to provide suitable and identical attire for their teams.

The FCI agility commission appoints a representative who ensures that the 'Specifications' regarding the **FCI** World Championships are respected by the organising **FCI**-NCO and that the **FCI** Agility rules and regulations are strictly applied. The organising **FCI**-NCO must provide a programme of the competition to the representative.

B.2 Trials

The trials are judged according to the FCI rules and regulations. They are held in one ring, 24 x 40 m. Two judges **recognised by the FCI** (one from the host country) officiate.

The **FCI** Agility World Championship consists of:

- a) 2 'individual' trials
 - Agility course containing the contact equipment.
 - Jumping course without contact equipment.

Courses must only contain the approved obstacles.

The two results added together determine the winner, who is called the 'FCI Agility World Champion'. In case of a tie (for first place only), a run-off is held over a third course.

b) 2 'team' trials

- Agility course containing the contact equipment.
- Jumping course without contact equipment.

Courses must only contain the approved obstacles.

Each participating country is allowed to enter one team per category, each consisting of 4 dogs. The two results (agility and jumping) of the best 3 dogs in each run of each team are added together to determine the winning team. The winning team is called the 'FCI Agility World Champion Team'.

After each run – individual and team – the dog's chip number will be checked.

White dog

Before the **handlers walk the course, the judge starts a white dog** (that does not take part in the competition) **to check the course**. This occurs in each category.

Start procedure

Once the judge has signalled to the handler that he is ready to start, the handler has 15 seconds to start his dog - after which the timing starts automatically.

B.3 Applications

For the **FCI** Agility World Championship, NCOs affiliated to the FCI (or those with a close relationship like the AKC, CKC and The Kennel Club of the United Kingdom) are allowed to select teams according to the following rules:

- Owners and handlers must have the nationality of the country or must have their permanent residence in the country for which his/her dog will compete. It is up to the NCO to determine the residential status of the owner and handler. In case of dual nationality, he/she can choose either country without restriction: however, he/she can only compete for one country.
- The dog must have a pedigree recognised by the FCI. It must have been registered with the studbook/appendix of the country for which it will compete for a minimum of 6 months.
- Each handler is allowed to compete with maximum of four dogs.
- **The dog must be 24 months or older on the day of the competition to be eligible to participate at the FCI World Championship (the same is true for the European Open and Junior Open).**

If difficulties arise, they must be referred to the General Committee of the FCI.

Each country may enter the following numbers of dogs:

- 'Individual' competitions: 9 dogs, "L", "M" or "S" (maximum 6 in one category).
- 'Team' competitions: 1 team per category "L", "M" and "S", each consisting of 4 dogs.

Note: The winners (same dog and handler) in 'individual' (L – M - S) of the previous **FCI** Championship will be selected automatically so they can defend their title. These dogs will simply be added on to the number of dogs allowed for their country.

To qualify for the **FCI** World Championship, dogs must achieve the qualification 'Excellent' or at least 'Very Good' in an official **FCI** Agility 2 or Agility 3 trial.

The NCOs can consider other criteria.

The NCOs must send the entry forms, properly completed and signed, to the organising committee before the closing date. They must, at the same time, appoint a 'team leader' or coach who shall be responsible for the team before the organising committee.

B.4 Ring equipment

Two complete agility sets, each consisting of the following approved obstacles:

14 hurdles with poles (diameter of the poles must be 4 to 5 cm), 1 tyre (breakaway tyre is recommended), 1 wall or viaduct, 1 dog-walk, 1 A-frame, 1 see-saw, weave poles, 1 long jump, 3 tube tunnels and 1 flat tunnel. **Electronic contact zones can be used.**

B.5 Veterinary control

Each dog is submitted to a veterinary control before the competition starts. The inoculation certificates against rabies is checked. Dogs coming from or going to a rabies-infected region must also have a valid health certificate issued by their veterinary surgeon.

Pregnant bitches or dogs that are ill or hurt are not allowed to compete. Bitches in heat are allowed to compete; **they start according to the allotted order.**

B.6 Record book or license

Each dog must have an FCI recognised record book or license, which is handed over to the organising committee before the competition starts.

B.7 Judges

The FCI Agility Commission appoints two qualified judges (one of whom must be from a different country than the organising country), **recognised by the FCI**, and one assistant judge (this must be an FCI recognised judge). The two appointed judges are responsible for judging the courses; the assistant judge is only responsible for judging the up contact of the dog walk.

The judge's decisions are final and cannot be appealed.

The expenses of the judges are defined in the FCI 'Specifications for the **FCI** Agility World Championships'. The organiser must provide the foreign judge with an interpreter in one of the four FCI languages (French, English, German or Spanish).

Dogs entered in the categories Medium and Small are measured at the **FCI Agility World Championship. Three measuring judges are appointed by the FCI Agility Commission.**

If a dog is found to be entered in the wrong category, it will be removed from the competition.

B.8 Specifications

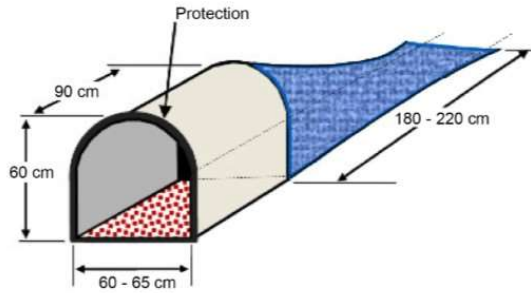
The organising committee must abide by the FCI regulations, which list all the committee's duties and responsibilities, and implement them correctly.

The English version of these rules is the authentic one.

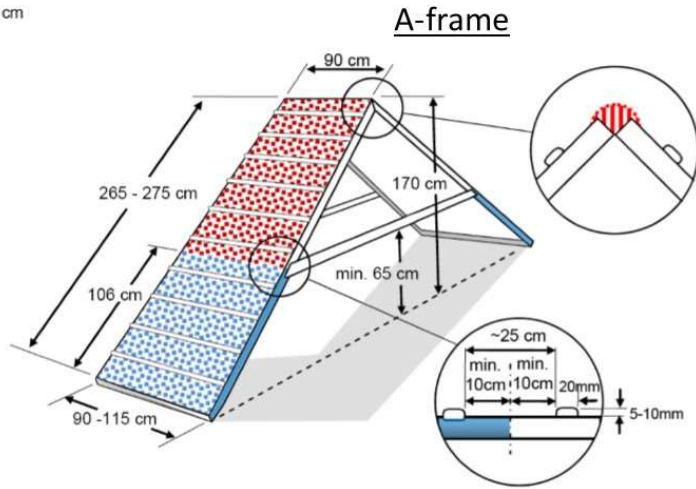
The text in bold has been approved by the FCI General Committee in Prague, April 2017. These new regulations will be applied from January 1st, 2018.

The changes in bold and blue characters were approved by the FCI General Committee on the occasion of its September online meeting.

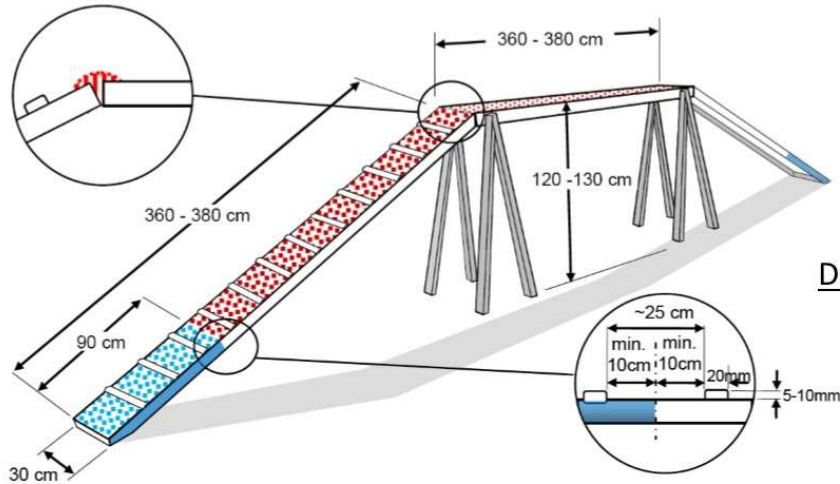
AGILITY OBSTACLES



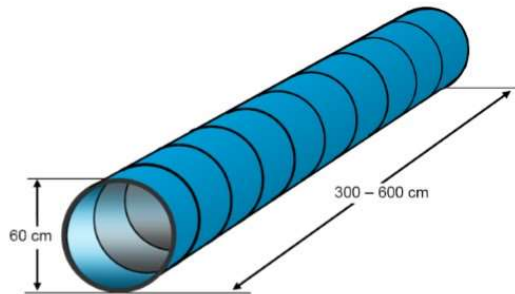
Flat tunnel



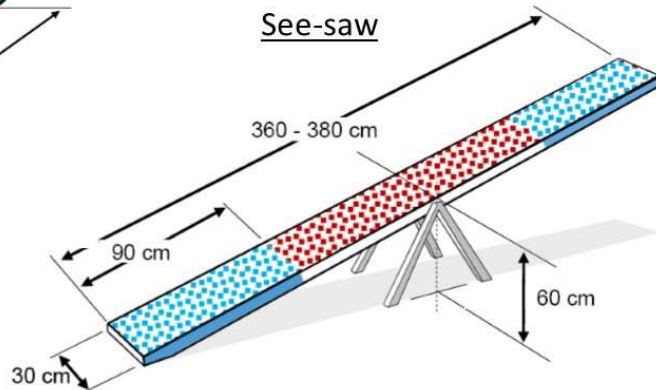
A-frame



Dog-walk



Tube tunnel



See-saw

